



# The Navigator



The Newsletter of Alamo Squadron

The San Antonio chapter of the International Plastic Modelers' Society  
A registered 501c-7

December 2017


IPMS/USA Chapter of the Year:

1998-1999 & 2004-2005

IPMS/USA Regional Chapter of the Year: 2016

## Alamo Squadron Visits

## Lewis Air Legends



78 Days to Model-  
Fiesta 37!

**Craig Gregory Expands His Modeling Empire!**

(Well, at Least His Studio for Now)



There's An App for That! Len reviews the paintRack App for Your Mobile Device



# President's Column

By Len Pilhofer  
IPMS #49932



## President's Message, December 2017

**W**e are yet again closing in on the end of another year...we are in the middle of Thanksgiving and Christmas so let me take this time to reflect what I'm grateful for as a scale modeler:

While witnessing a lot of complaining about what isn't right in the hobby I can't help but notice all the modeling choices that seem to grow year after year. There are always new and better kits hitting the market. When the current choice doesn't seem to scratch the itch we have plenty of venues available to us to pick up second-hand kits in very good shape. Myself? I like to find the ones I built as a kid (usually old Monogram 1/48 aircraft), pay about \$10 or so, and hold the kit in a my stash as it reminds me of where I was and where I have come in the last several decades. These also give me very fond reminders of Christmases past...especially the one when Santa brought me the new Monogram 1/48 scale B-17 bomber.

There are also growing choices in finishing products as well. Paints, glues, tools, and other finishing products are hitting the shelves quicker than we can figure them all out. Has anyone checked out the (relatively) new Mission Models Paint line? I have...and I hope my stocking has a few bottles of their German panzer colors in there.

I sit in my home studio literally surrounded by kits and all the stuff to make those kits into really good looking models. I am now looking at my stash and deciding what kits are available that are newer, updated, better detailed, etc and able to get my hands on. I



replaced my old AMT Millennium Falcon with a the much better Fine Molds version...and now there is a Bandai version coming out that the reviewers claim will knock the socks off of everything else. That one is definitely on my list.

In our own club, we celebrate a small piece of this goodness with the White Elephant gift exchange at our December meeting which is coming up this week. It is a tradition that each member bring an inexpensive kit (complete with all parts and not started), wrap it up, and bring it for its inclusion in our own version of Christmas festivities.

I am looking forward to all the great new stuff coming out in 2018 as well as sharing everything that I learn with Alamo Squadron. Leaning new "stuff" is what makes the club worth joining.





# Club Announcements

---

## Bachelor Build Nights

The focus of these gatherings is to build models as well as comradery with a secondary goal of watching, discussing, and learning different techniques. There will be no official club business at these meetings; only modelers sitting with their kit, building it, and talking about any topic you desire. Each build night will run from 5-9 PM.



All dates fall on a Thursday night. If you wish to host a BBN please let Len or Craig know and we can add to the dates listed here. Build night dates for the rest of 2017 are as follows:

14 Dec @ Craig's      28 Dec @ Len's

Stay tuned for updated BBN nights for 2018...we will publish those in the January 2018 edition of the Navigator.

## Club Shirts

Members can now order their own shirts (and hats!) direct from our supplier. This alleviates the need to do a bulk order and members may order what they wish whenever they wish. The polo and T-shirts available in varying qualities (and price) as well as ball caps with the Alamo Squadron logo on it. Check out the site here: <http://alamosquadron.deco-apparel.com/shop>

## Monthly Contest Schedule

The internal club contest schedule for the rest of the Alamo Squadron year (up through the next elections) are as follows:

December 2017	Christmas Party
<b>January 2018</b>	<b>Model of the Year</b>
<b>February 2018</b>	<b>Marines</b>
March 2018	Open
April 2018	Open
<b>May 2018</b>	<b>Quartely (Theme TBD)</b>

## Web Page Bios


The Alamo Squadron web bios are a way for members to learn a little bit of modeling-related information about their club mates. This helps facilitate the sharing of knowledge and techniques in various modeling genres and areas. In no way is this mandatory and only if you wish to share your info with other club members should you participate. Be aware that whatever we post on the webpage is public to the world...there are no security controls on our website. If you wish to have your bio published please reach out to Len at [president@alamosquadron.com](mailto:president@alamosquadron.com). Here is a link to the bios already on the site: [alamosquadron.com/members.html](http://alamosquadron.com/members.html).

## ModelFiesta 37

As of December 1st, we are 78 days from ModelFiesta 37, scheduled for February 17th, 2018 at the San Antonio Event Center. The MF37 committee will meet again after the holidays in order to put final planning touches on the highly anticipated event. The ModelFiesta web page is updated with current show details including the MF37 brochure as well as the Individually Sponsored Awards (ISAs) that are up for competition. This is an "all-hands" event for the club and it is very greatly appreciated that all members of the club participate and help out as we all have done in years past.

# Club Announcements

## November Club Contest Results: That 70's Model





# Cover Story:

## Alamo Squadron Visits Lewis Aviation Legends

Story by Lee Forbes  
IPMS# 2297



About 30 individuals assembled and the tour began with Bob Cardin describing in detail the history behind the Operation Bolero Mission that began in the summer of 1942 resulting in 8 P-38s and two B-17s being ferried to England via air to avoid the growing German U-Boat threat. Enroute on the mission, the flight took off from their Greenland base, but ran into weather problems and became low on fuel and had to return to base but couldn't make it. All of the flight had to crash land on the ice cap. All the crew members survived and were later rescued by U.S. Forces stationed there, but the aircraft had to be left behind.

Several attempts were made many years later to recover some of the aircraft, but none of the expeditions were successful. Fifty years later in the summer of 1992, Bob Cardin led an expedition, sponsored by wealthy businessman, Roy Shoffner of Middlesboro, KY, to locate and recover one of the P-38s. At this point he described in detail the successful recovery of the aircraft that ultimately became known as "Glacier Girl" using several sequenced posters and photographs showing the various stages of the recovery and the 10-year restoration process of the P-38 in Middlesboro, KY. Of particular interest was the steam heated cone that was covered with copper coils that was used to melt and penetrate the ice and snow melt and solid ice. It was an ingenious, but simple device that was able to penetrate to a depth of 268 feet where the airplane was located. Once the airplane was located they used steam hoses to enlarge the penetration shaft and to create a cave surrounding the airplane which was eventually disassembled and raised to the surface. Throughout the process the melted ice water was returned to the surface and reheated and reused.

The P-38F turned out to be a relatively new E Model

with fewer than a 100 hours of flight time on her, so she was real "time capsule". In fact, over 80% of the restored airplane contains original parts. "Glacier Girl" flew for the first time on Saturday, October 26, 2002, under the control of veteran warbirds test pilot, Steve Hinton, from Chino, CA. This signal event was attended by the Governor of Kentucky and thousands of spectators. The Day was proclaimed by the Governor, as "Roy Shoffner Day." In 2010, Rod Lewis, President and CEO of Lewis Energy purchased the airplane and she became the "crown jewel" of his flyable warbirds collection known as Lewis Air Legends, based in San Antonio, TX. In the process he hired Bob Cardin as his Director of Aviation for both his warbirds collection and commercial fleet. After a number of years, Bob Cardin was given exclusive responsibility for the Lewis Air Legends growing fleet of warbirds.

Bob Cardin mentioned that all of The Grumman Fighter series from the biplane F3F thru F8F were in the current collection, with the exception of the F6F, that is under restoration along with a De Havilland Mosquito. Other new additions to the collection since the Club's last visit were an F-86F, P-51D, and an extremely rare A-20. The latter earned the Grand Champion Award in the Warbirds Category at the EAA Fly In at Oshkosh, WI this past summer. We were all appreciative of Bob Cardin taking his time on a Saturday morning to host a special tour for Alamo Squadron. And he said that we were always welcome to come back as new additions arrive in San Antonio next year.

For more information on the recovery and restoration of "Glacier Girl" check out the book, The Lost Squadron by David Hayes, and if you're interested in seeing all the warbirds in Rod Lewis' collection, google: [lewisairlegends.com](http://lewisairlegends.com).



# Feature Story



## Craigory Expands His Empire

Story and photos by Craig Gregory

IPMS # 49320



I recently upgraded my hobby area. Previously, I was using a converted computer cabinet. (Well actually I was mostly using the dining room table and cleared it off for each meal.) The problems with the computer cabinet were: limited work area and having to sit a distance away from the work surface. The cabinet bottom inhibits placing a chair under the work surface; another problem is storage for tools. The cabinet did have very good lighting after I installed a florescent light. Any workspace upgrade would have to be well lit, larger and provide some way to organize and store tools.

Harbor Freight sells a 60" 4-drawer hardwood bench. This looked to provide part of a solution. I would omit the vise on the side and cover the work surface

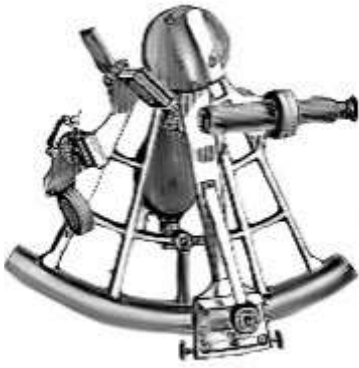
with blank newspaper to protect the surface and also to keep small parts falling thru the holes used for clamping projects to the table. (Actually this has worked very well for me.) The table comes with 4 felt-lined drawers for

storage and a self that spans the full width below the drawers. The table is very sturdy and a am surprisingly please with its quality.

I installed a set of adjustable shelves above the workbench. The workbench is placed in a corner of my home office/hobby room/man cave. I mounted 2 rails for shelves on the wall and above the table top. Adjustable shelves are supported by corresponding angle brackets. I bought several rectangular storage containers from Walmart and adjusted the shelves to maximize the number of possible containers, works in progress and a small model stash. Finally I mounted a 20" high pegboard the entire width of the workbench below the shelves.

I used LED lighting mounted under the first shelf to illuminate the work surface. I used a 60" x 17" 1/2" piece of plywood for the bottom shelf mounted above the work surface. Mounted to the bottom of the shelf are 2 20" LED lights. Along the front and ends of the shelf I mounted 1" x 4" pine fascia to block the light from directly shinning into my face. I mounted 2 110v wall style outlets along the front fascia. I mounted in the front fascia a wall style double switch to independently control the lighting and the power outlets.





# There's An App For That!

paintRack by Courageous Octopus

Product Review by Len Pilhofer

IPMS # 49932



**T**he number of apps for one's smartphone continually grow from year to year. Those that specialize in the scale modeling hobby continue to grow as well. One that has been out for a couple of years now is paintRack. This is a paint and color tracking tool that aids the modeler in keeping track of his/her paint collection. The functions of this app include:

## Library

## Sets

## Wish List

## Color Tools

## Rapid Scan

The **Library** is the primary function of the app and is where the modeler can keep track of his/her paint inventory. This especially comes in handy when you are at the hobby shop and you can't remember if you own a certain color of a certain brand. With a series of colored circles – with the color roughly matching the color of the paint – you can tell if you own the paint or not. When the circle is not filled in, essentially a colored ring, that means you do not have the color in your inventory. If the circle is filled in it shows up as a dot, and this means you own the color. If you tap on the color then it expands to show you the details of the color which includes its stock number as well as how many you own. This of course, is entirely dependent on how you keep up with the app and dutifully input the paint when you buy it...as well as delete a bottle when you empty one.

paintRack is continually updating the paint library and currently there are 28 unique lines of paint represented. These are a nice blend of acrylic, enamels, as well as Abteilung 502 oils

Citadel  
P3  
Vallejo  
Reaper  
Warpaints  
Tamiya  
Scale 75  
Coat D'arms  
Citadel Classic  
Minitaire  
Warcolours  
Humbrol  
Andrea Color  
AMMO  
Battlefront  
AK Interactive  
Abteilung 502  
Revell  
GarageKits.US  
Mission Models  
Forge World  
FREAKflex  
Secret Weapon  
Createx  
Mr. Hobby  
Testors  
Jo Sonja's  
Model Masters



The **Sets** function allows you, the modeler, to build sets of paint that you particularly like or use often, or keep track of a set of paints that you used for a particular model. This comes in handy if you have to go back to a model that you have put in "time out" and get back to it after many months working on something else. For a guy like me that has a fetish for Ger-



# There's An App For That!

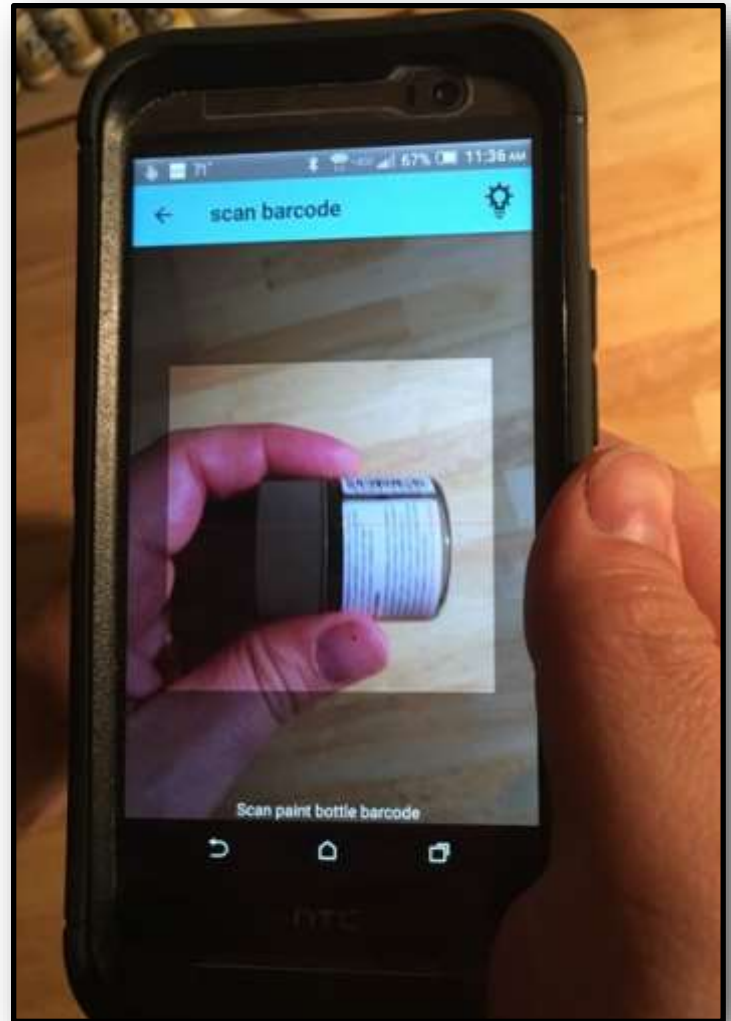
man WWII armor this means a set made of Dunkelgelb, Olivgrun, and Rotbraun...and then paintRack tells me the exact colors I have used and input into paintRack as such.

The **Wish List** is a function that allows you quickly reference the paints that you have told the app that you wish to buy at some point in the future. You enter colors into the list via the main library. When you are at the hobby store, or in front of your computer and a dealer's webpage, you can quickly reference your wish list and make your shopping go a bit quicker.


The **Color Tools** function allows the modeler to compare current colors to other colors in the same manufacturer's range or the range of others. It allows for exact color matching, complementary color analysis (colors that are opposite each other on the color wheel), analogous color comparison (colors that are next to each other on the color wheel), and triad analysis (colors that are evenly spaced on the color wheel). If one is looking to be creative in their paint scheme these are fantastic tools to have at your disposal.

The **Rapid Scan** function allows the modeler to quickly enter a bottle of paint into their library. It utilizes your phone's camera and bar code scan technology. If the bottle of paint has a bar code you simply hold it up to the phone's camera, the software automatically finds the code and brings up that particular paint from the library. You enter the number of bottles by pressing the "+" button, hit enter, and voila!...the paint is now in your library. Too easy!

The paintRack app is free to download and use but for about \$3.50 (chargeable to your cell carrier account) you can have access to the full Monty...which is eve-



rything I have described above. The free version does not have all 28 colors in the library, some of the scan and color analysis features are not available in the free version. According to the Google Play store, the app has over 700 reviews and is carrying a score of 4.7 out of 5...not too shabby. I have been using this app for several months now and like it very much. I spent the extra few dollars to unlock the app and do not regret the purchase.







# Upcoming Events

IPMS Region 6

***Next Meeting: Thursday, December 7th, 2017 at 7:00PM***

***Location: Northside Ford of San Antonio***

**January 28, 2018  
CALMEX XXXII  
Lake Charles Civic Center  
900 Lakeshore Dr  
Lake Charles, LA 70601  
[www.ipmsswamp.com/calmex.html](http://www.ipmsswamp.com/calmex.html)**



**February 17, 2018  
ModelFiesta 37  
San Antonio Event Center  
8111 Meadow Leaf Dr  
San Antonio, TX 78227  
[Alamosquadron.com/modelfiesta.html](http://Alamosquadron.com/modelfiesta.html)**



**March 3, 2018  
MCMA Showdown 2018  
Dr Pepper StarCenter  
1400 South Pipeline Rd  
Eules, TX 76040**





# About Alamo Squadron

---

## Executive Board 2017-2018



**President:**  
**Len Pilhofer**  
IPMS #49932  
president@alamosquadron.com



**Vice-President**  
**Herb Scranton III**  
IPMS #48314  
vp@alamosquadron.com



**Treasurer:**  
**Dana Mathes**  
IPMS #43781  
sec-treas@alamosquadron.com

**IPMS/USA Alamo Squadron** was founded on November 17<sup>th</sup>, 1977 in San Antonio, Texas, for the enjoyment of building scale models and the camaraderie of the members. It is a hobby-centered social organization which, at its core, is focused on scale modeling of all kinds. It is an excellent source of information for those who wish to enhance their modeling skills and improve their modeling techniques, and is open and inviting to visitors and guests. Dues are \$24.00 a year, due to the treasurer on September 1st of each year.



QR Code for our Web Site  
Scan it with your cell phone's QR software to get to our web site!



QR Code for our Facebook Page  
Scan it with your cell phone's QR software to get to our home on FB

Alamo Squadron has been hosting ModelFiesta since 1981. Locations have included the Wonderland Mall, a Holiday Inn, the Seven Oaks Motel & Convention Center, the Live Oak Civic Center and the new location for 2013, the San Antonio Event Center.



# Final Words ...



**IPMS/USA MEMBERSHIP FORM**

IPMS No.: \_\_\_\_\_ Name: \_\_\_\_\_ First \_\_\_\_\_ Middle \_\_\_\_\_ Last \_\_\_\_\_  
 Address: \_\_\_\_\_  
 City: \_\_\_\_\_ State: \_\_\_\_\_ Zip: \_\_\_\_\_  
 Phone: \_\_\_\_\_ E-mail: \_\_\_\_\_  
 Signature required by POI: \_\_\_\_\_

Type of Membership:  Adult, 1 Year: \$30  Adult, 2 Years: \$58  Adult, 3 Years: \$86  
 Junior (under 18 years): \$17  Family, 1 Year: \$35 (Adult + 1), (see fee source) How Many Cards? \_\_\_\_\_  
 Canada & Mexico: \$35  Other / Foreign: \$38 (surface) (Checks must be drawn on a US bank or international money order)  
 Payment Method:  Check  Money Order

Chapter Affiliation, (if any): \_\_\_\_\_  
 If Recommended by an IPMS Member, Please List His / Her Name and Member Number:  
 Name: \_\_\_\_\_ IPMS No.: \_\_\_\_\_


**IPMS/USA** PO Box 56023  
 Join or Renew Online at: [www.ipmsusa.org](http://www.ipmsusa.org) St. Petersburg, FL 33732-6023

Alamo Squadron's newsletter, "The Navigator", is published monthly by IPMS/USA Alamo Squadron of San Antonio, for the enjoyment of the members of Alamo Squadron and its friends around the world. Articles, reviews, news items, and other hobby-related contributions are very welcome. Send text file, photos, and web sites as well as feedback to our editor, Craig Gregory: [craig.jonathan.gregory@gmail.com](mailto:craig.jonathan.gregory@gmail.com)


<http://www.ipmsusa.org/>

## Support your Local Hobby Shops!

For models, paints, books, decals, tools and more!



Email: [dibbleshobbies@gmail.com](mailto:dibbleshobbies@gmail.com)



<http://www.hillcountryhobby.com>



<https://www.hobbytown.com/san-antonio-tx/1108>